



AMERICAN COLLEGE OF EMERGENCY PHYSICIANS COVID-19

APRIL 2020

Methodology

NATIONAL SURVEY METHODOLOGY

This poll was conducted by Morning Consult on behalf of the American College of Emergency Physicians between April 18-April 20, 2020 among a national sample of 2201 Adults. The interviews were conducted online, and the data were weighted to approximate a target sample of Adults based on age, educational attainment, gender, race, and region. Results from the full survey have a margin of error of plus or minus 2%.

KEY POINTS

- 1 Adults, across every demographic, agree that it is very important for the federal government to support efforts to increase access to protective equipment for emergency physicians.
- 2 Four in five adults report they are concerned about contracting COVID-19 from another patient or visitor if they need to go to the emergency room.
- 3 Nearly a third of adults (29 percent) have actively delayed or avoided seeking medical care due to concerns about contracting the coronavirus (COVID-19).
- 4 When considering a trip to the emergency department, a strong majority (73 percent) are concerned about overstressing the health care system.
- 5 Eighty-six percent report the federal government is responsible for alleviating financial burden on hospitals during COVID-19, while 82% report insurance companies are responsible.

1

Protective equipment & hazard pay

2

Concern amidst COVID-19

3

Face masks and testing kits

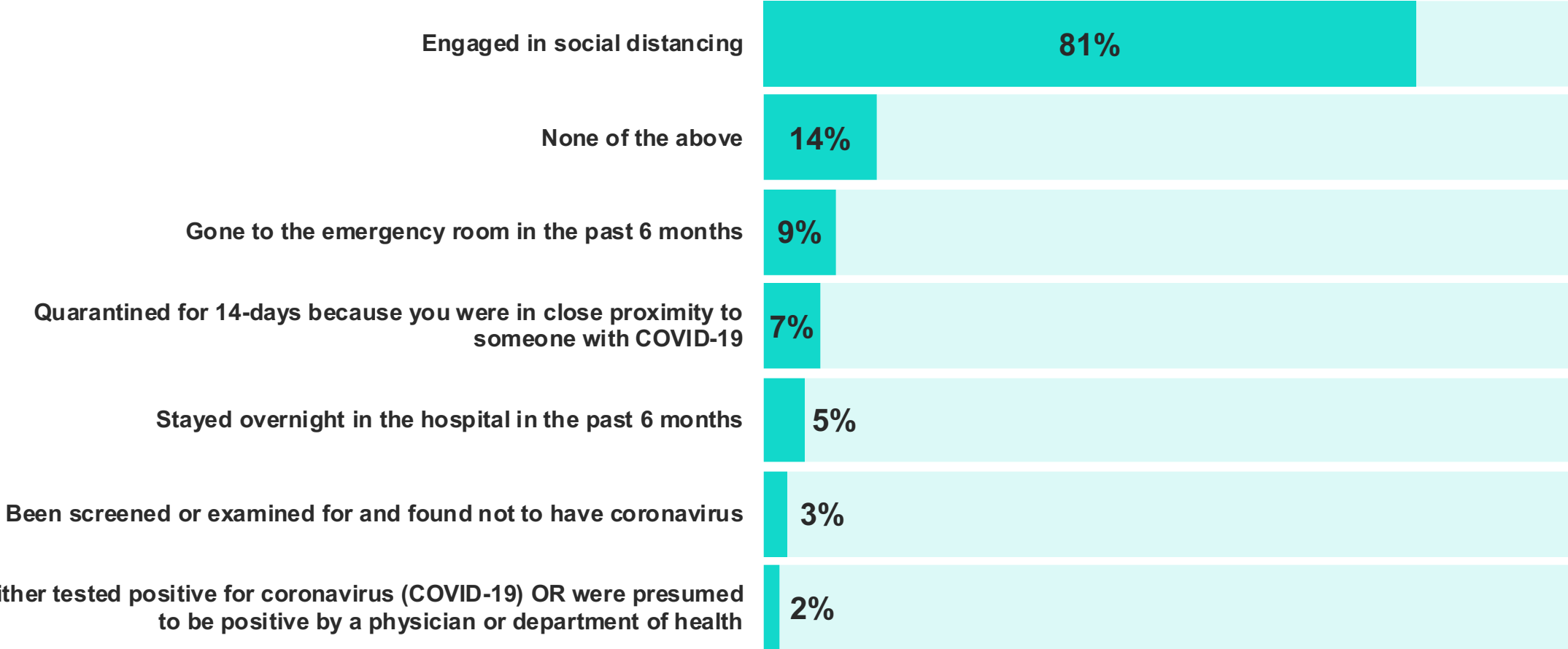
4

COVID-19 in the emergency room

Four in five adults report engaging in social distancing and nearly a tenth report going to the emergency room in the past 6 months.

Have you done any of the following? Select all that apply.

% Selected YES




5

Adults, across every demographic, agree that it is *very important* for the federal government to support efforts to increase access to protective equipment for *emergency physicians*.

*How important is it for the federal government to support efforts to increase access to protective equipment for the following groups during the coronavirus (COVID-19) outbreak? **Emergency Physicians***

■ Very important ■ Somewhat important ■ Not too important ■ Not important at all

Total Important




Total Important = (Very + Somewhat important)

While 73% of men report they *strongly agree* with paying emergency physicians hazard pay, they are 5% less likely than the mean (78%) and 9% less likely than woman to *strongly agree*. Similar patterns emerge among party ID; Republicans 12% less likely than Democrats to report they *strongly agree*.

Do you agree or disagree with paying the following groups hazard pay during the coronavirus (COVID-19) outbreak?

Emergency Physicians

■ Strongly agree
 ■ Somewhat agree
 ■ Don't know/ No opinion
 ■ Somewhat disagree
 ■ Strongly disagree
 Total % Agree



1 Protective equipment & hazard pay

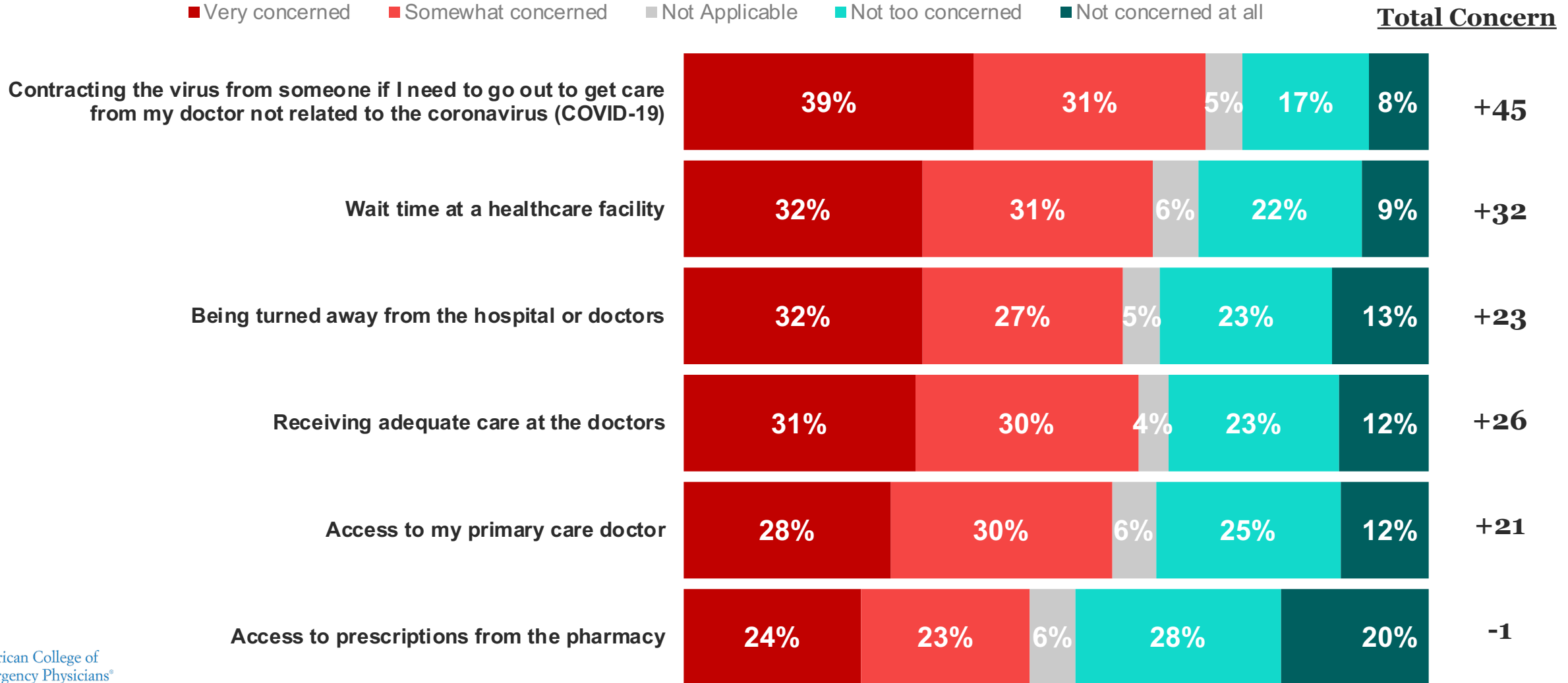
2 Concern amidst COVID-19

3 Face masks and testing kits

4 COVID-19 in the emergency room

A strong majority of adults report they are concerned about contracting COVID-19 if they need to go receive care and the wait time at the facility.

How concerned, if at all, are you about the following during the coronavirus (COVID-19) outbreak?



NET= (Very + Somewhat concerned) – (Not too + Not concerned at all)

Urbanites are much more concerned than suburban or rural adults about the wait time at a healthcare facility; their level of concerns is a net 18-points higher than average. Generationally, Gen Z shows the highest level of concern over being turned away from the hospital or doctors.

How concerned, if at all, are you about the following during the coronavirus (COVID-19) outbreak?

10

NET Concern	Adults	Male	Female	Age: <55	Age: 55+	Gen Z	Mille-nial	Gen X	Boom-er	Dem	Ind.	Rep	Urban	Sub-urban	Rural
<i>Contracting the virus from someone if I need to go out to get care from my doctor not related to the coronavirus (COVID-19)</i>	+45	+43	+45	+45	+44	+32	+49	+52	+39	+56	+43	+33	+46	+45	+44
<i>Wait time at a healthcare facility</i>	+32	+30	+34	+35	+27	+28	+37	+39	+25	+49	+27	+19	+40	+31	+27
<i>Receiving adequate care at the doctors</i>	+26	+25	+25	+31	+20	+23	+32	+27	+20	+35	+26	+13	+28	+24	+27
<i>Being turned away from the hospital or doctors</i>	+23	+22	+24	+24	+21	+29	+25	+25	+17	+40	+19	+6	+30	+19	+22
<i>Access to my primary care doctor</i>	+21	+20	+19	+22	+18	+17	+23	+25	+15	+34	+16	+10	+29	+18	+16
<i>Access to prescriptions from the pharmacy</i>	-1	0	-1	+7	-10	+7	+10	+1	-13	+13	-8	-10	+10	-6	0

NET= (Very + Somewhat concerned) – (Not too + Not concerned at all)

And net concern among those who report they are social distancing versus those who did not report they are show a significantly higher net concern over contracting the virus.

How concerned, if at all, are you about the following during the coronavirus (COVID-19) outbreak?

● Social Distancing: *No* ● Social Distancing: *Yes*

Contracting the virus from someone if I need to go out to get care from my doctor not related to the coronavirus (COVID-19)

Wait time at a healthcare facility

Receiving adequate care at the doctors

Being turned away from the hospital or doctors

Access to my primary care doctor

Access to prescriptions from the pharmacy




Chart shows net concern by social distancing


Amidst COVID-19, three-quarters of adults report they are more concerned about contracting another illness while at a medical facility and more than half are more concerned about the cost of care, ability to see a doctor, and the wait time to receive care.

Are you more or less concerned with the following if you were considering seeking medical treatment at an emergency room or medical facility during the coronavirus (COVID-19) outbreak?

- Much more concerned
- Somewhat more concerned
- Somewhat less concerned
- Much less concerned
- Neither more nor less concerned
- Don't know/ No opinion

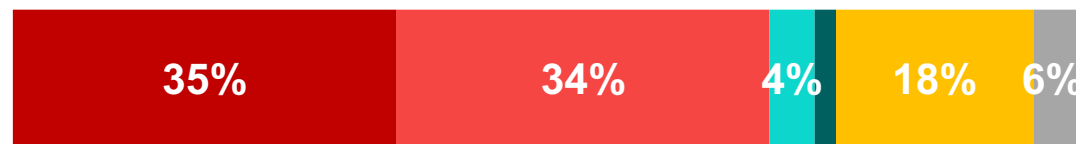
Total More Concern

Contracting another illness while at a medical facility



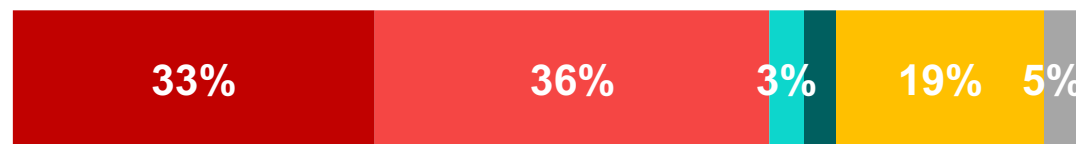
74%

Wait time to receive care



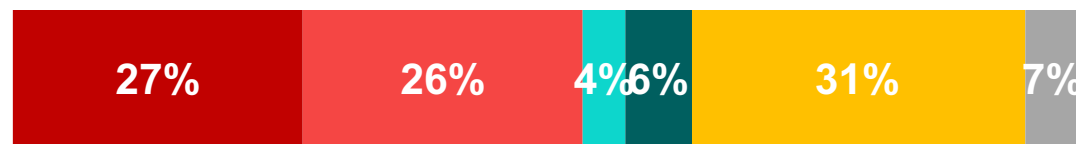
69%

Ability to see a doctor



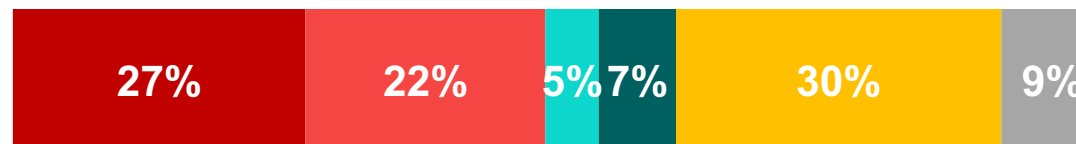
69%

The cost of care



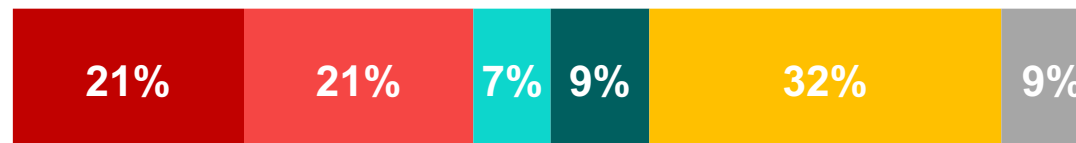
53%

Receiving a surprise medical bill



49%

My health insurer may deny coverage for treatment of services



42%

Total More concern = (Much more + Somewhat more concerned)

this question was fielded separately from the other questions in this project and ran on its' own. This poll was conducted between April 20-April 22, 2020 among a national sample of 2200 Adults. The interviews were conducted online, and the data were weighted to approximate a target sample of Adults based on age, educational attainment, gender, race, and region. Results from the full survey have a margin of error of plus or minus 2%.

- 1** Protective equipment & hazard pay
- 2** Concern amidst COVID-19
- 3** Face masks and testing kits
- 4** COVID-19 in the emergency room

Adults are a net 24-points more confident they can access face masks than a COVID-19 test.

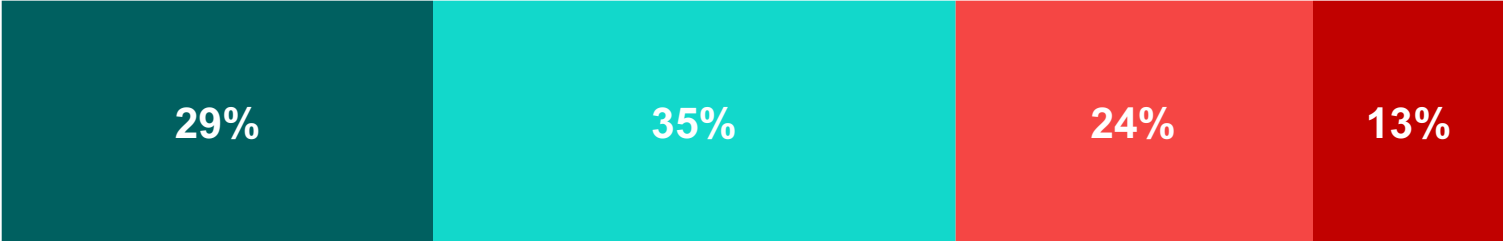
How confident, if at all, are you that you would be able to receive any of the following during the coronavirus (COVID-19) outbreak?

NET Confident

■ Very confident ■ Somewhat confident ■ Not too confident ■ Not confident at all


14

Face masks



+27

A coronavirus (COVID-19) test

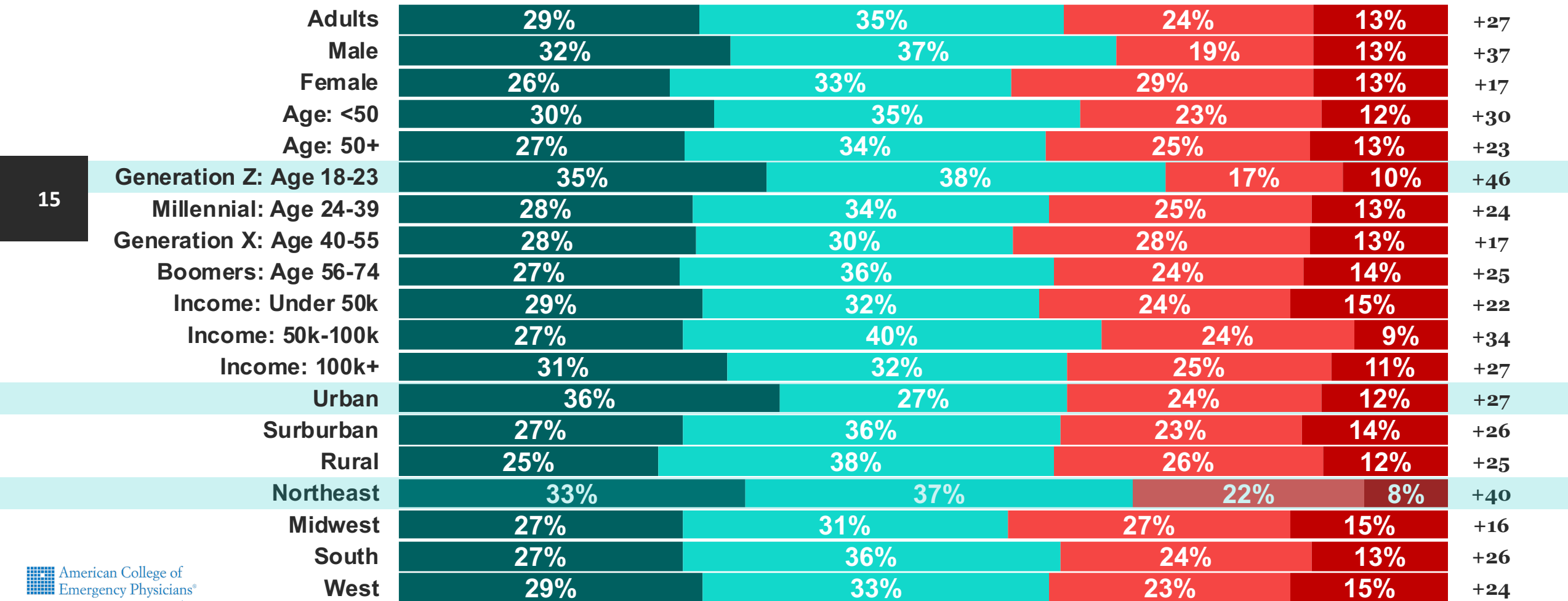


+3

Confidence in access to a face masks is stronger among urbanites, the Northeast, and Generation Z.

How confident, if at all, are you that you would be able to receive any of the following during the coronavirus (COVID-19) outbreak? **Face mask**

■ Very confident ■ Somewhat confident ■ Not too confident ■ Not confident at all **NET Confident**

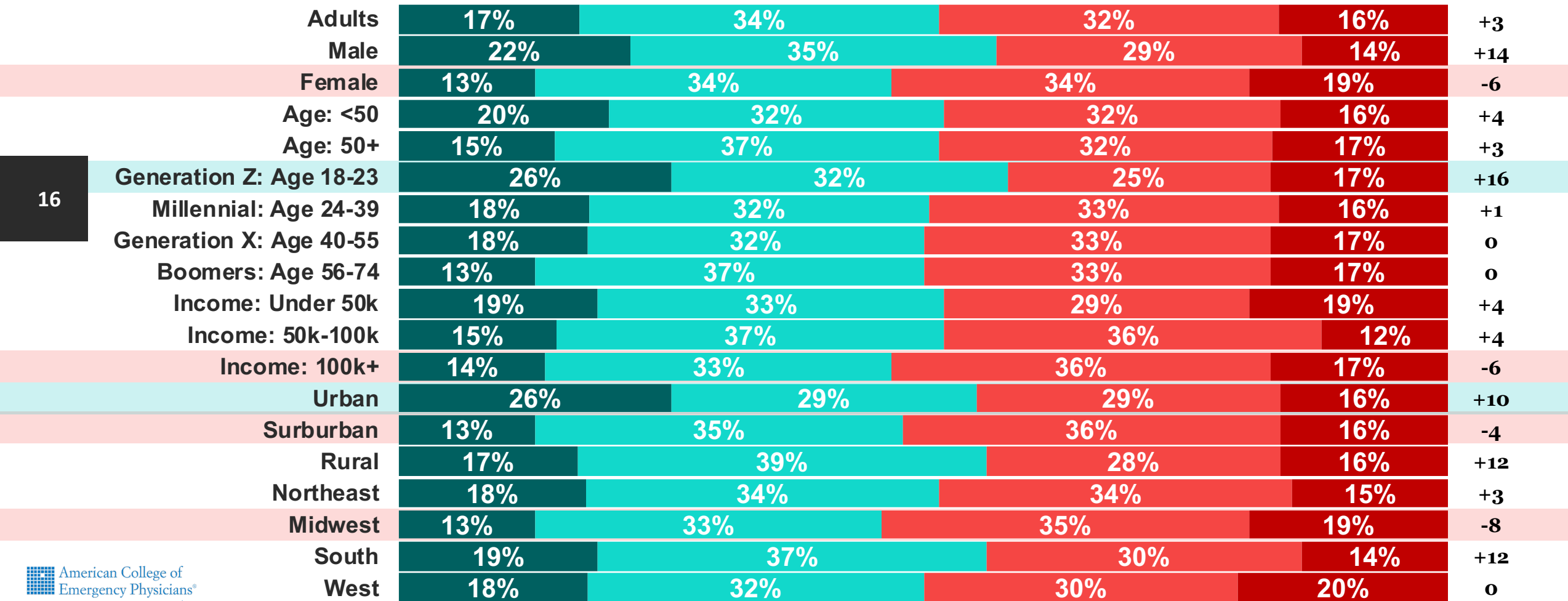


Total Confident = (Very + Somewhat confident)

Gen Z and urbanites report higher confidence in being able to obtain a COVID-19 test kit. Women, Midwesterners, suburbanites, and high-income earners are the least confident.

How confident, if at all, are you that you would be able to receive any of the following during the coronavirus (COVID-19) outbreak? **Coronavirus (COVID-19) testing kit**

■ Very confident ■ Somewhat confident ■ Not too confident ■ Not confident at all **NET Confident**



Total Confident = (Very + Somewhat confident)



Protective equipment & hazard pay



Concern amidst COVID-19



Face masks and testing kits

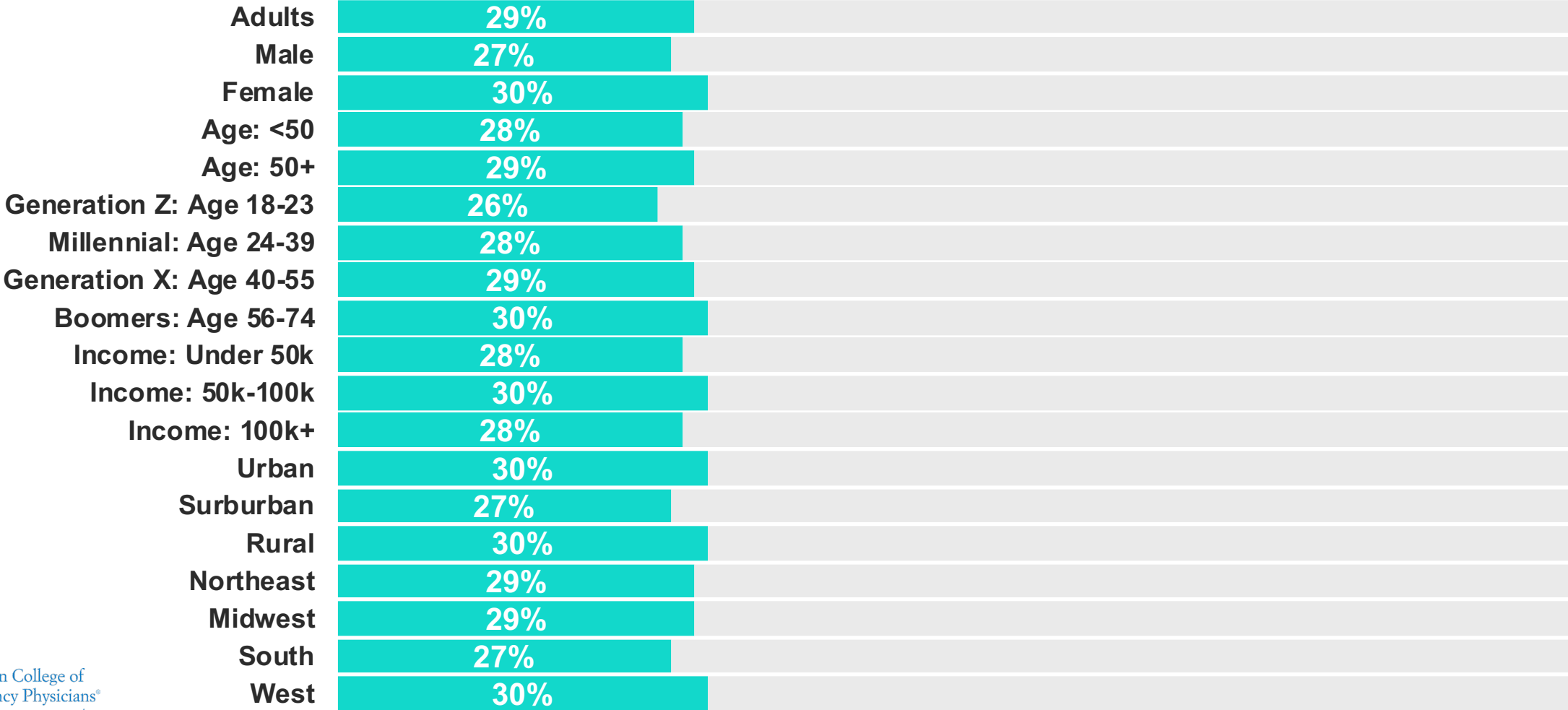


COVID-19 in the emergency room

Over a quarter of adults across key demographics have actively delayed or avoided seeking medical care due to concerns about contracting the coronavirus (COVID-19).

In the last 30 days, have you delayed or avoided seeking medical care due to concerns about contracting coronavirus (COVID-19) while in a medical office or facility?

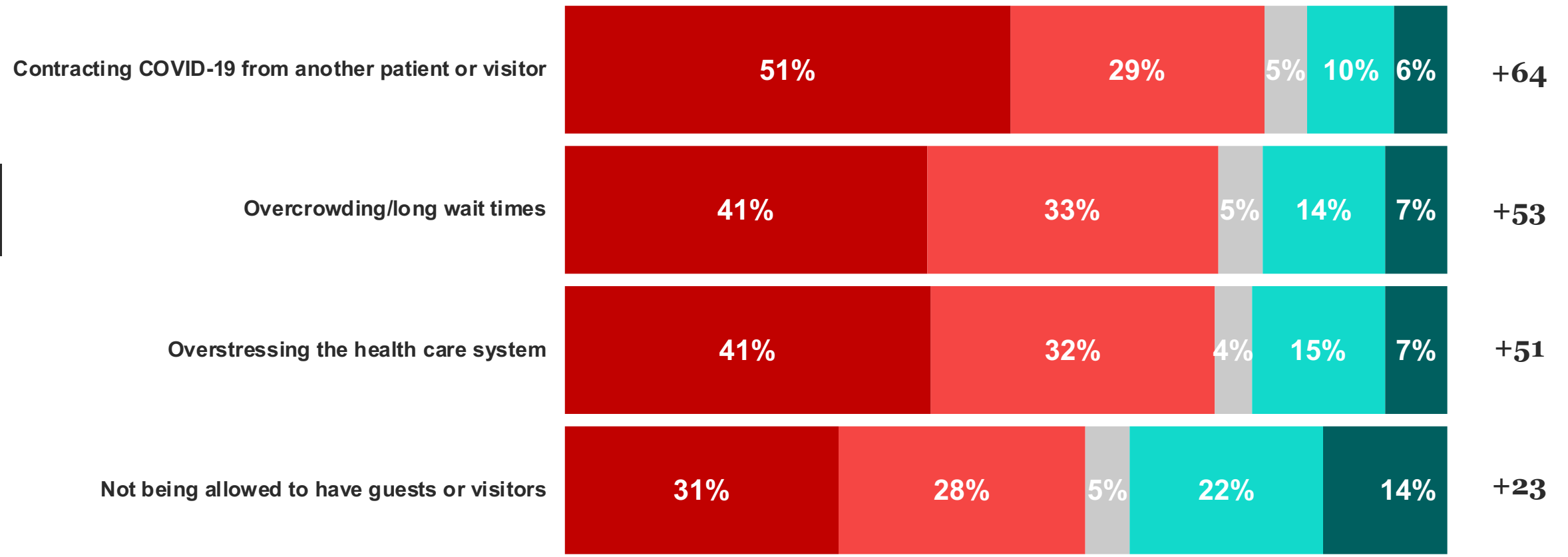
% Selected YES



Four in five adults report they are concerned about contracting COVID-19 from another patient or visitor if they need to go to the emergency room.

How concerned, if at all, are you about the following should you need to go to the emergency room for treatment for something COVID-19 related or not?

■ Very concerned
 ■ Somewhat concerned
 ■ Not Applicable
 ■ Not too concerned
 ■ Not concerned at all
 NET Concern



19

NET= (Very + Somewhat concerned) – (Not too + Not concerned at all)

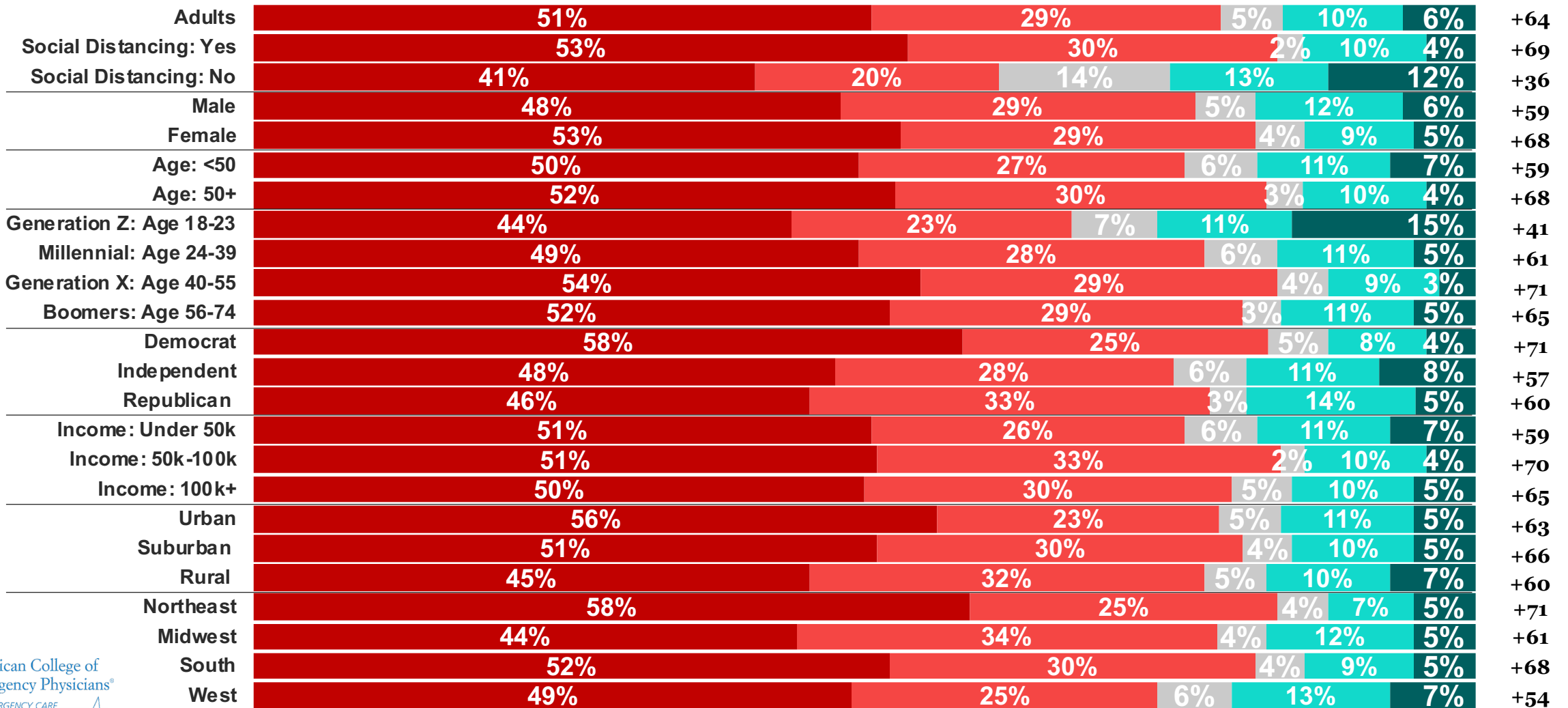
Intensity over contracting COVID-19 differs significantly by demographic groups. Noticeably, intensity of concern is greatest among *urban adults, Democrats, Northeasterners, and social distancers.*

How concerned, if at all, are you about the following should you need to go to the emergency room for treatment for something COVID-19 related or not? **Contracting COVID-19 from another patient or visitor**

■ Very concerned
 ■ Somewhat concerned
 ■ Not Applicable
 ■ Not too concerned
 ■ Not concerned at all

NET Concern

20



NET= (Very + Somewhat concerned) – (Not too + Not concerned at all)

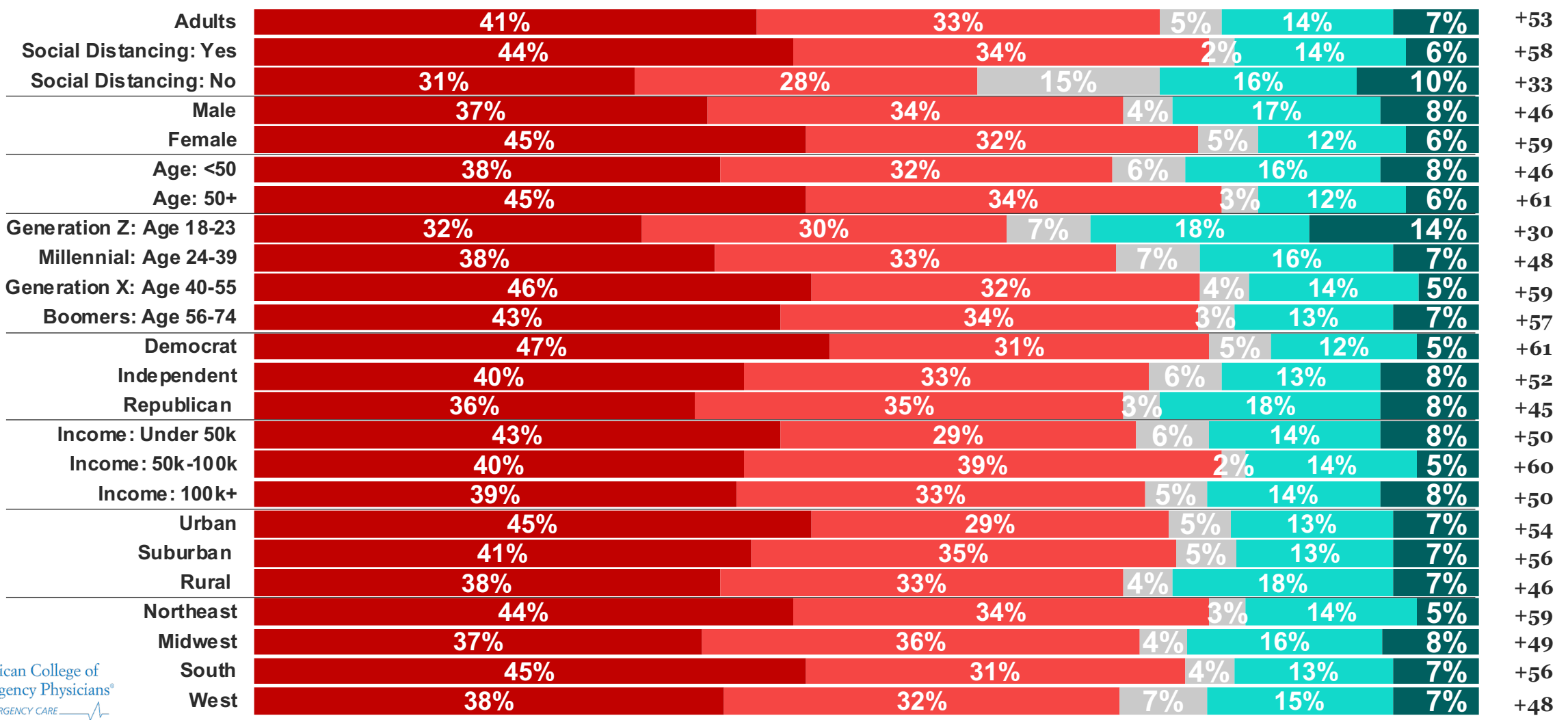
Adults older than 50 show a higher level of concern over the wait times and overcrowding than adults younger than 50. The North and South show a higher level of concern than the Midwest and West over overcrowding.

How concerned, if at all, are you about the following should you need to go to the emergency room for treatment for something COVID-19 related or not? **Overcrowding/ long wait lines**

■ Very concerned ■ Somewhat concerned ■ Not Applicable ■ Not too concerned ■ Not concerned at all

NET Concern

21



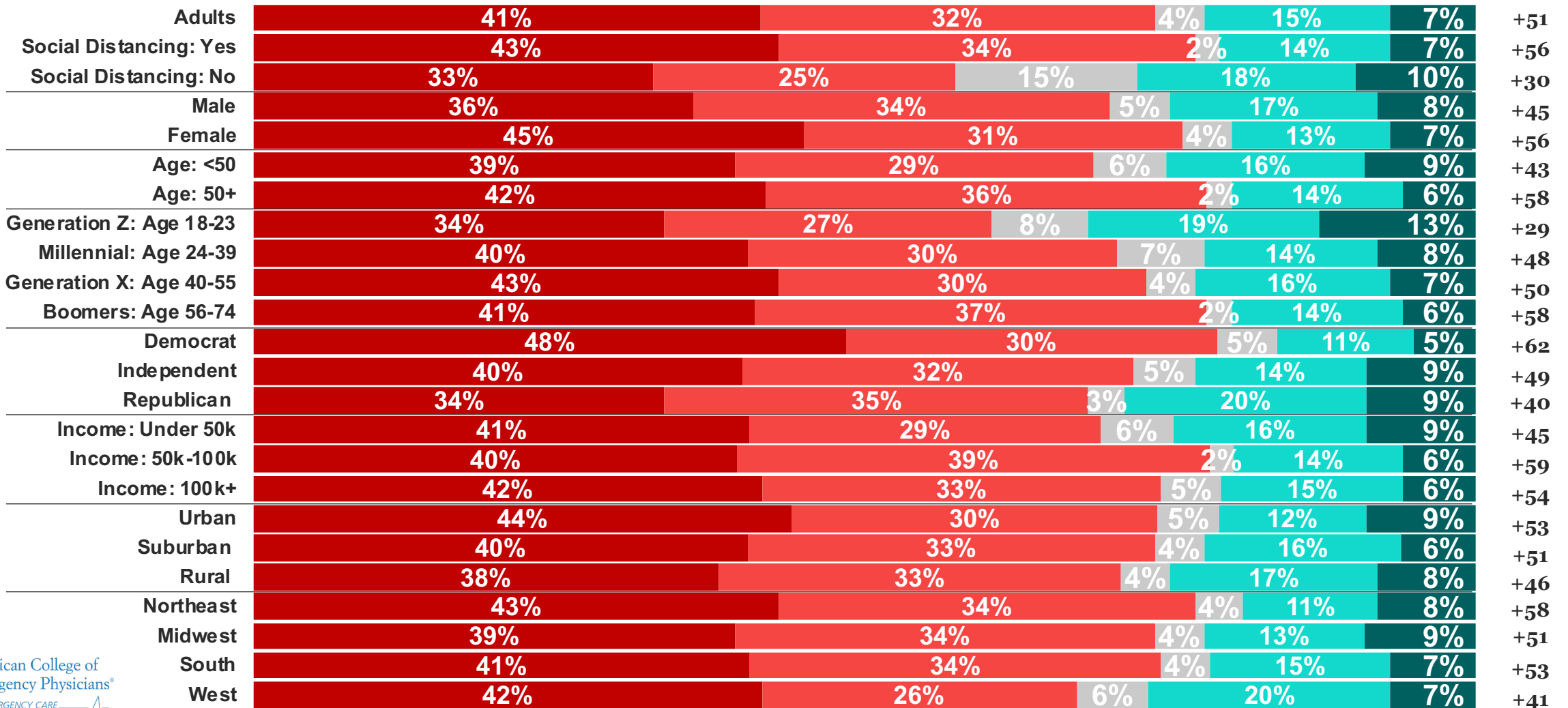
NET= (Very + Somewhat concerned) – (Not too + Not concerned at all)

Nearly half of Democrats report they are *very concerned* about overstressing the healthcare system, compared to 34% of Republicans who report they are *very concerned*.

How concerned, if at all, are you about the following should you need to go to the emergency room for treatment for something COVID-19 related or not? **Overstressing the healthcare system**

Very concerned Somewhat concerned Not Applicable Not too concerned Not concerned at all

NET Concern



NET= (Very + Somewhat concerned) – (Not too + Not concerned at all)

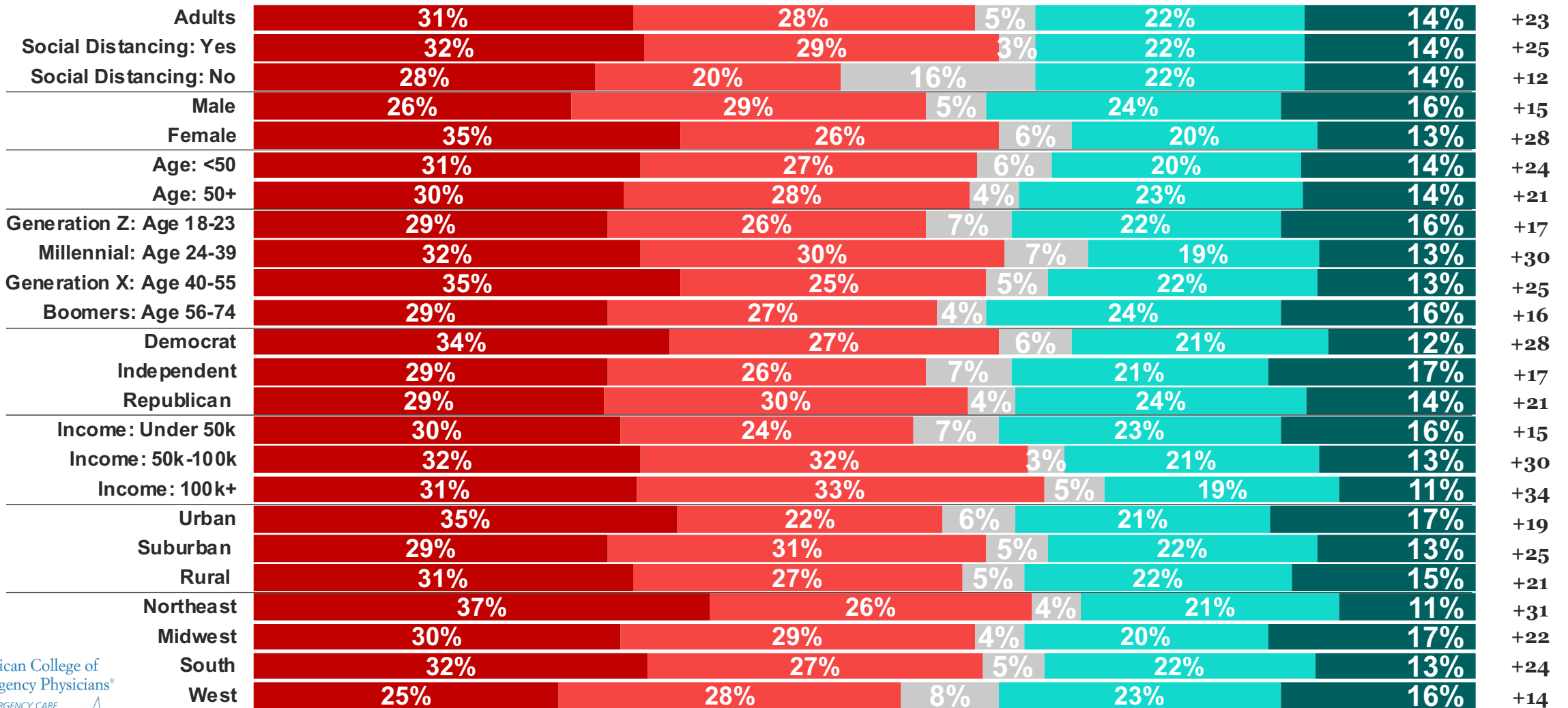
Females, Generation X, Democrats, urbanites, and Northeasterners are most intensely concerned with not being allowed to have guests or visitors.

How concerned, if at all, are you about the following should you need to go to the emergency room for treatment for something COVID-19 related or not? **Not being allowed to have guest or visitors**

Very concerned Somewhat concerned Not Applicable Not too concerned Not concerned at all

NET Concern

23



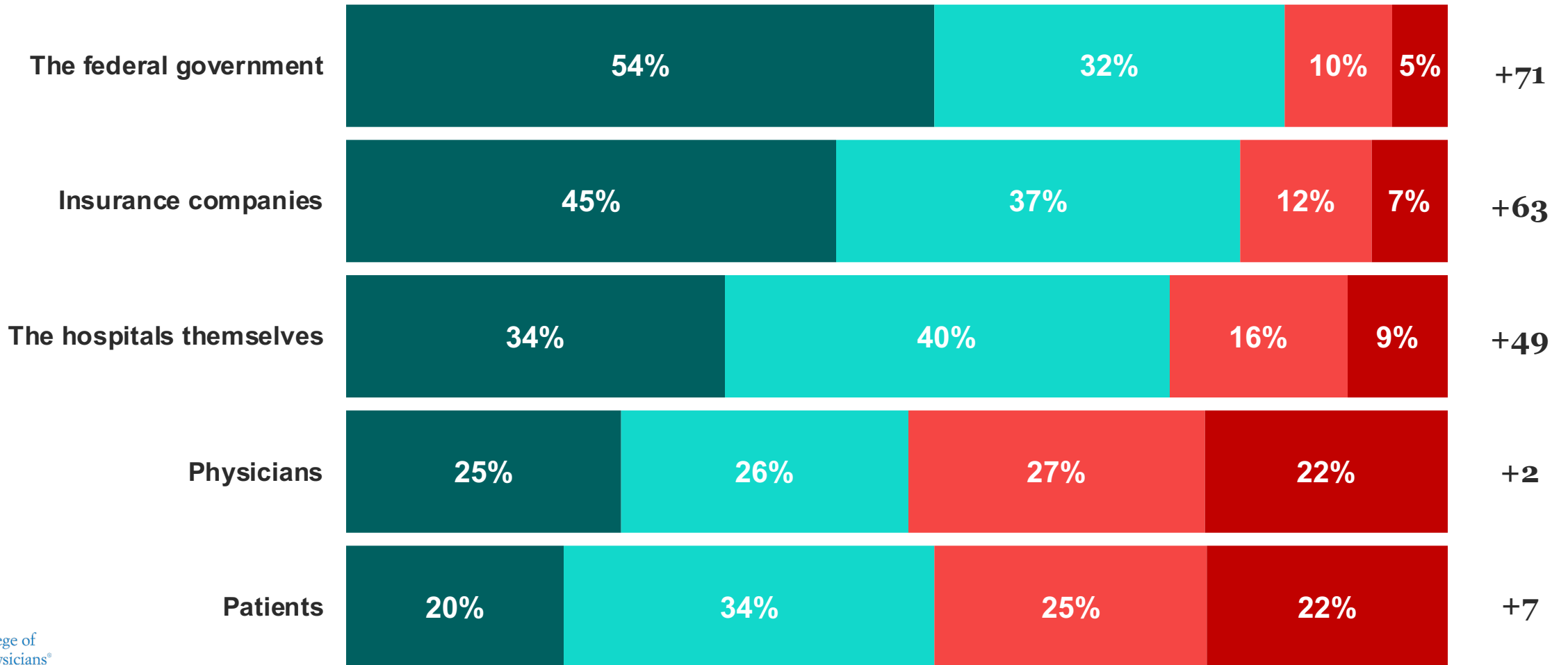
NET= (Very + Somewhat concerned) – (Not too + Not concerned at all)

Eighty-six percent report the federal government is responsible for alleviating financial burden on hospitals during COVID-19, while 82% report insurance companies are responsible.

How responsible are each of the following for alleviating the financial burden placed on hospitals during the coronavirus (COVID-19) outbreak?

■ Very responsible
 ■ Somewhat responsible
 ■ Not too responsible
 ■ Not responsible at all

NET responsible



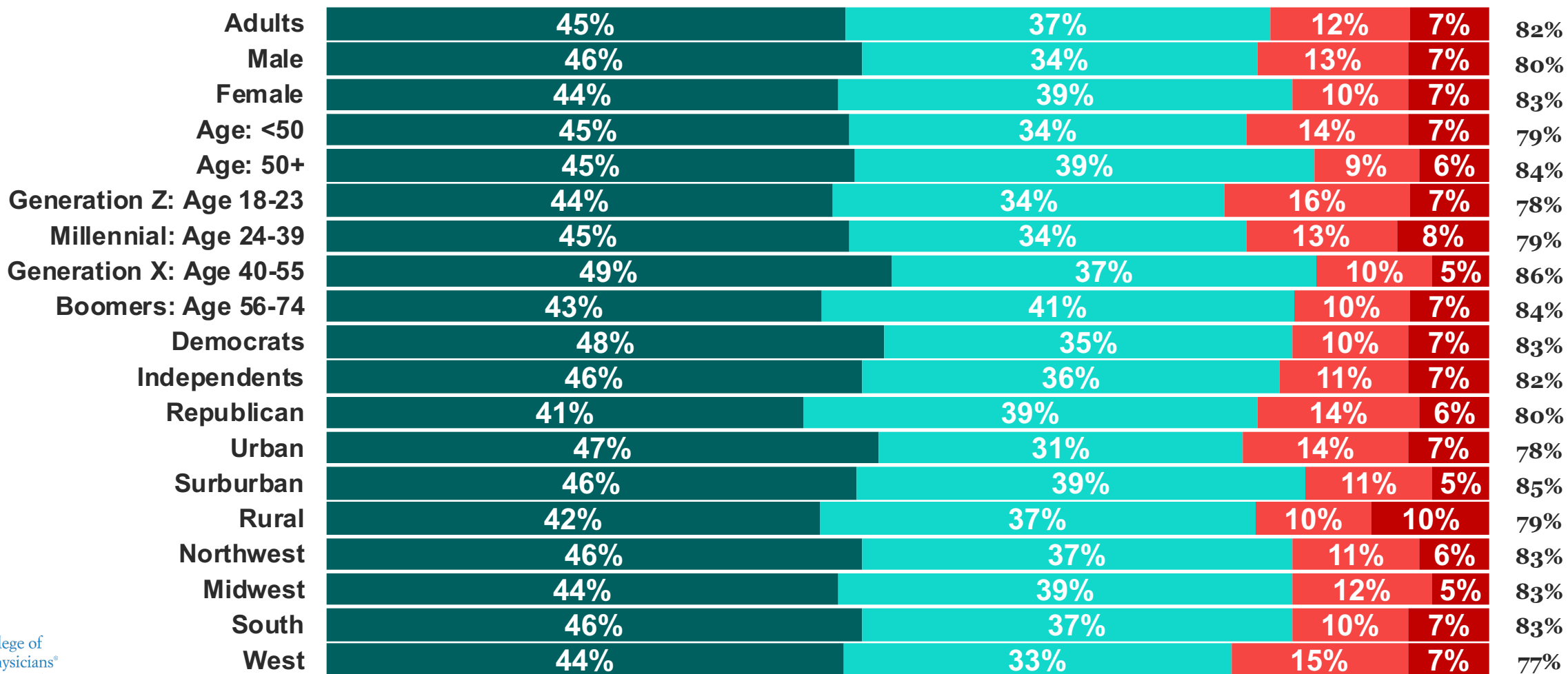
24

A strong majority of adults agree that health insurance companies are responsible for alleviating the financial burden placed on hospitals during the coronavirus (COVID-19) outbreak.

How responsible are each of the following for alleviating the financial burden placed on hospitals during the coronavirus (COVID-19) outbreak? ? **Health insurance companies**

■ Very responsible ■ Somewhat responsible ■ Not too responsible ■ Not responsible at all

Total Responsible



Total Responsible = (Very + Somewhat responsible)

